

One Step hCG Pregnancy Test Midstream (Urine)

Package Insert

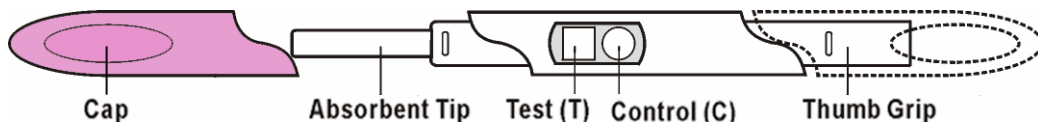
(Catalog Number: FHC-103)

INSTRUCTIONS

Please read all the information in this leaflet before performing the test.

- Do not use after the expiration date printed on the foil pouch.
- Store in a dry place at 4-30°C or 39-86°F. Foil pouch should be at room temperature before opening.
- Do not freeze.
- Keep out of the reach of children.
- For *in vitro* diagnostic use. Not to be taken internally.
- Do not open the test foil pouch until it has reached room temperature and you are ready to start the test.

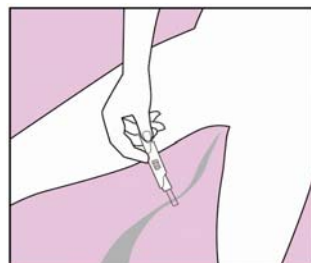
HOW TO USE



1. Remove the midstream test from the foil pouch and familiarize yourself with the product.
2. Remove the Cap and place it over the Thumb Grip. See the illustration above.
3. Hold the midstream test by the capped Thumb Grip with the exposed Absorbent Tip pointing downward directly into your urine stream for at least 10 seconds until it is thoroughly wet. See the illustration below.

Note: Do not urinate on the Test and Control windows. If you prefer, you can urinate into a clean and dry container, then dip only the Absorbent Tip of the midstream test into the urine for at least 10 seconds.

4. After removing the midstream test from your urine, immediately replace the Cap over the Absorbent Tip, lay the midstream test on a flat surface with the Test and Control windows facing upwards, and then begin timing.
5. As the test begins to work, you may notice a light red flow moving across the Test and Control



windows. Wait at least 3 minutes for the red line(s) to appear. If no red line appears, wait one minute longer. Some positive results may be observed in 1 minute or less depending on the concentration of hCG. Do not read the result after 10 minutes.

HOW TO READ THE RESULTS



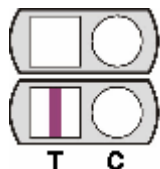
PREGNANT

The presence of two red lines in both the test window (T) and control window (C) means you are probably pregnant. One line may be lighter than the other, they do not have to match.



NOT PREGNANT

The presence of one red line in the control window (C) means you are probably not pregnant.



INVALID RESULT

The result is invalid if no red line appears in the control window (C), even if a line appears in the test window (T). You should repeat the test with a new midstream test.

QUESTIONS & ANSWERS

- 1. Q:** How does the test work?
A: The hCG One Step Pregnancy Test Midstream (Urine) detects a hormone in your urine that your body produces during pregnancy (hCG-human chorionic gonadotropin). The amount of pregnancy hormone increases as pregnancy progresses.
- 2. Q:** How soon after I suspect that I am pregnant can I take the test?
A: You can test your urine as early as the first day you miss your period. You can perform the test anytime of the day; however, if you are pregnant, first morning urine contains the most pregnancy hormone.
- 3. Q:** Do I have to test with first morning urine?
A: Although you can test any time of the day your first morning urine specimen is usually the most concentrated of the day and would have the most hCG in it.
- 4. Q:** How accurate is the test?
A: In both laboratory and consumer clinical studies, the hCG One Step Pregnancy Test Midstream (Urine) has been proved to be greater than 99% accurate.
- 5. Q:** Which factors may affect the test result?
A: Drugs which contain hCG (such as Pregnyl, Profasi, Pergonal, APL) can give a false positive result. Alcohol, oral contraceptives, painkillers, antibiotics or hormone therapies that do not contain hCG should not affect the test result.
- 6. Q:** What should I do if the result shows that I am pregnant?
A: It means that your urine contains hCG and you are probably pregnant. See your doctor to confirm that you are pregnant and to discuss the steps you should take.
- 7. Q:** Does the result mean anything other than normal pregnancy if it shows that I am pregnant?
A: A number of medical conditions other than pregnancy, including, ovarian cyst or ectopic pregnancy (pregnancy outside the uterus) can cause elevated levels of hCG.
- 8. Q:** How do I know that the test was run properly?
A: The appearance of a red line in the control window (C) tells you that you followed the test procedure properly and the proper amount of urine was absorbed.
- 9. Q:** What should I do if the result shows that I am not pregnant?
A: It means that no hCG has been detected in your urine and probably you are not pregnant. If you do not start your period within a week of its due date, repeat the test with a new midstream test. If you receive the same result after repeating the test and you still do not get your period, you should see your doctor.

ASC encourages you to take the following steps to increase your chances for a healthy pregnancy and your baby.

1. Use the hCG One Step Pregnancy Test Midstream (Urine) to detect pregnancy when your period is late.
You can begin better prenatal care as soon as you learn of your pregnancy.
2. If you get a positive result, it is advisable to visit your doctor immediately to begin your prenatal care.
3. Maintain a well-balanced diet, stop smoking, and reduce your intake of alcohol.