

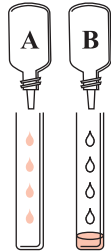
Strep A Rapid Test Strip Procedure

Procedure

Read Procedure before running test. Refer to Package Insert for details.

1

- Holding bottles upright, add **4** Drops of Reagent A, then **4** Drops of Reagent B to Tube
- Tap bottom of Tube to mix



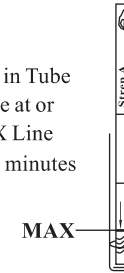
2

- Add Swab to Tube
- Rotate Swab **10** times in Tube
- Let stand **1** minute
- To remove Swab from Tube: Press Swab against inside of Tube & squeeze Tube while removing Swab so most of liquid stays in Tube

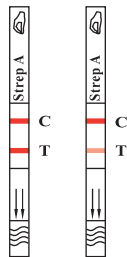


3

- Place Test Strip in Tube
- Liquid should be at or just below MAX Line
- Read result at **5** minutes



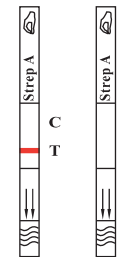
Interpretation of Results



Positive



Negative



Invalid